

INFOMASTER

Kayak & Canoe Machines

Shanghai InfoSports Co., Ltd.

上海一峰实业有限公司

www.infosports.cn

Thank you for choice our Kayak
&Canoe Machines. If you have any
questions please contacting us:

Address : Room 201, No.42,

Lane 1180, HuaLing Rd.

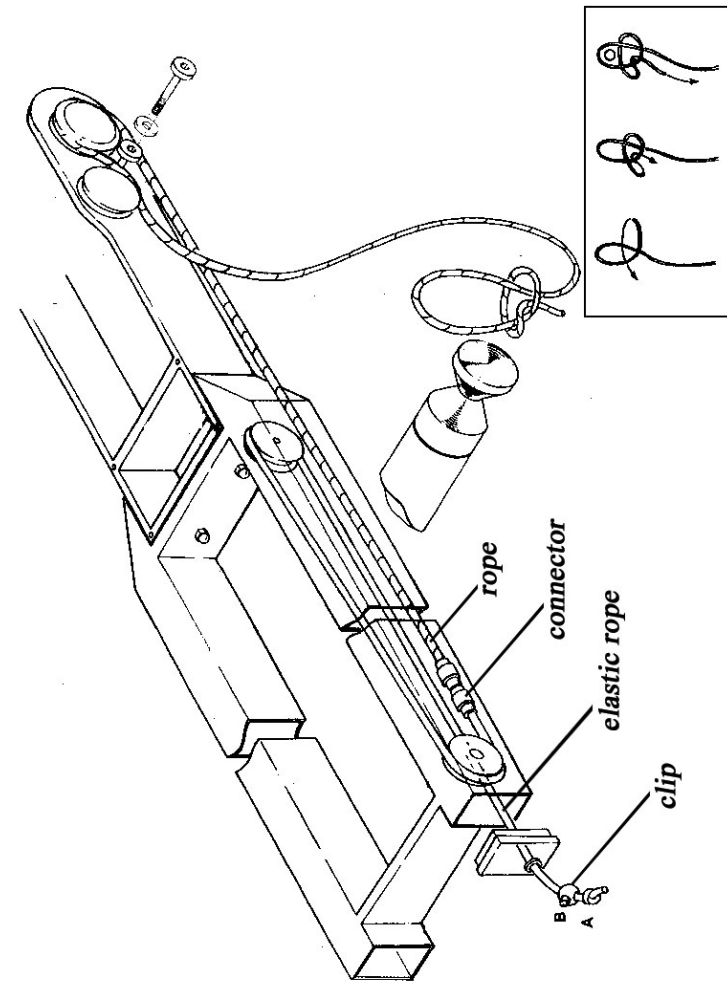
Shanghai, China 200442

Tel : (0086) 21 66375432

Fax : (0086) 21 66367654

Email : info@infosports.cn

Website : www.infosports.cn



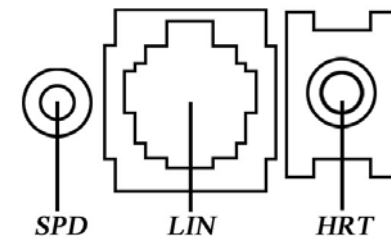
[Precautions]

- ◆ Replace the battery when LCD is weak.
- ◆ Do not leave the monitor exposed to direct sunlight.
- ◆ Do not disassemble the monitor.
- ◆ Avoid contact with gasoline, degreasers or other chemical cleaners as they may damage the monitor.
- ◆ Any trouble connect: info@infosports.cn

MONITOR INSTRUCTION MANUAL

[Before Using]

The Monitor uses two AAA size batteries. Make sure that the poles of the battery are correct. Monitor will display 2000m for rowing machines or 1000m for canoe machines or 500m for kayak machine. Make sure you have the right Monitor. Plug the speed sensor in the SPD jack. Special connect plug is need to display Heart Rate and connect with PC.

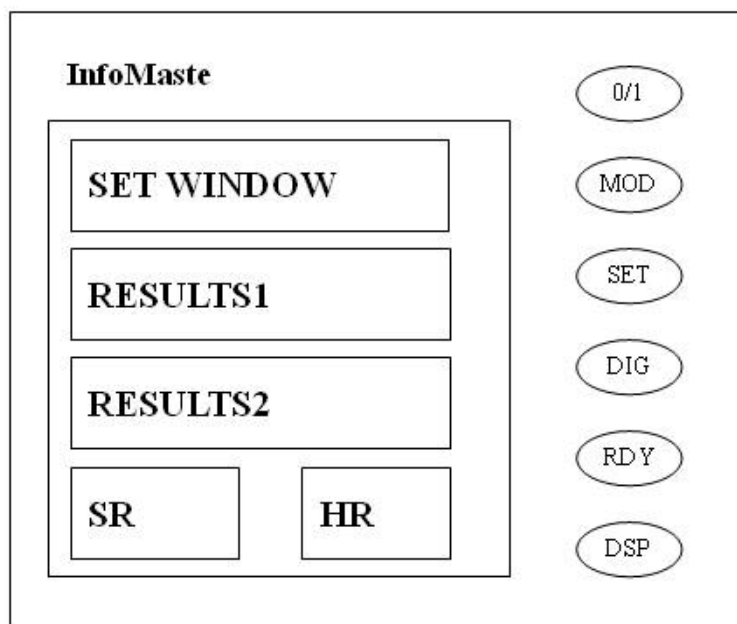


[Display]

There are five display windows on the screen.

They are SET、RESULTS1、RESULTS2、

SR and HR as follows :

**[Key Function]**

[0/1] Switch On the on-board monitor.

[MOD] Toggle between Time and Distance mode.

Time mode : 1s~999m59s;

Distance mode : 1~99999m.

[SET] Select required digital for set up. Moving from right to left.

[DIG] Select the desired value.

[RDY] Accept the setting. Begin when first pull.

Press to restart after one race.

[DSP] Change the display items.

Results/500m→Power→Calorie.